

Electronic ballasts for T8 fluorescent lamps



18 - 58 W 220-240V 50-60Hz

- Energy saver
- Stabilized flickerfree light
- Approved warm start
- High power factor
- Silent operation
- Good EMC performance

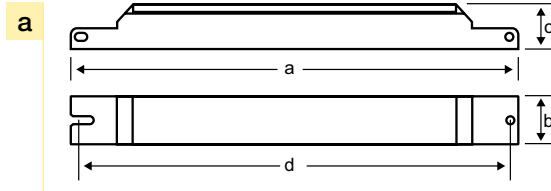


A2

Lamp type	Wattage	No. of lamps	Ballast	EEL	Connection (no.)	Weight (g)	Circuit power (W)	Mains current (A)	Lamp power (W)
T8	18	4	EL4x18es	A2	1	190	72	0.30-0.33	16
	36	2	EL2x36es	A2	2	190	71	0.32-0.29	32
	58	2	EL2x58es	A2	2	200	108	0.50-0.45	50

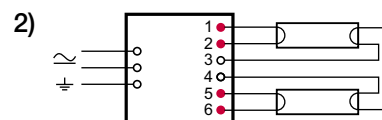
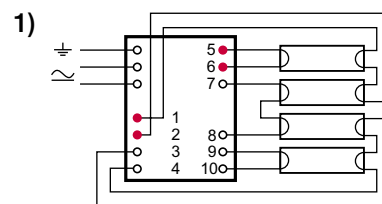
Max. temperature at tc point	75 °C	General and safety requirements	EN61347-2-3
Ambient temperature range	-15...+50 °C	Performance requirements	EN60929
Storage temperature range	-40...+80 °C	Lamp life acc. to	EN60081
Maximum relative humidity	no condensation	Mains current harmonics, acc. to	EN61000-3-2
Number of starts per lamp	> 20 000	Radio Frequency Interference, acc. to	EN55015
AC Range	198-264 VAC	Immunity standard, acc.to	EN61547
Over voltage duration	320 VAC, 1 h	Vibration test	EN60068-2-64 test Fh
Power factor (at maximum), typical	0.98	Bump test	EN60068-2-29 test Eb
Earth leakage current	< 0.4 mA	Thermal protection class	EN61347, C5e
Maximum working voltage (Uout)	350 V	Preheat starting	
Lifetime (90% survival)	50 000h, at tc		
Max length of ballast to lamp wiring	1.5 m		
Ignition time, typical	< 2 s		

Dimensions	1
Lenght 'a' (mm)	280
Width 'b' (mm)	30
Height 'c' (mm)	28
'd' (mm)	270



Delivery information					
Ballast	Unit package		Transportation package		
	Minimum delivery amount	Plastic binding strip	One-way pallet 1200 x 820 (pcs.)	Pallet weight (kg)	Pallet height (cm)
EL4x18es	10	●	1600	330	60
EL2x36es	10	●	1600	330	60
EL2x58es	10	●	1600	350	60

Connection



NOTE: All wiring to the connectors marked with a red dot (hot wires) should be as short as possible.